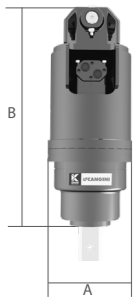





THE ATC MODEL AUGER IS BUILT IN HIGH QUALITY STEEL AND DESIGNED FOR EFFECTIVE, RAPID BORING THANKS TO AUGER LENGTH OPTIMISED IN RELATION TO ITS DIAMETER. THE CONSTANT SPIRAL CUTTING ENABLES THE TEETH TO BE PLACED AT ANGLES TO OPTIMISE DIGGING AND THUS DIRECT SPOIL TOWARDS THE MIDDLE OF THE AUGER, WHERE IT WILL BE THOROUGHLY CRUSHED TO AVOID ANY CLOGGING. WITH A VARIETY OF COMBINATIONS, AUGERS ARE VERSATILE AND CAN BE ADAPTED FOR SOFT, ROCKY, MIXED AND EVEN FROZEN GROUND. THE AUGER IS SUPPLIED COMPLETE WITH TWO-HOSE KIT.



	TONS (LB)	1,0 - 2,0 (2205 - 4409)	1,5 - 3,0 (3307 - 6614)	2,5 - 4,5 (5512 - 9921)	4,0 - 6,0 (8818 - 13228)	5,5 - 10,0 (121254 - 22046)	10,0 - 15,0 (22046 - 33069)	15,0 - 22,0 (33069 - 48502)
	MOD.	ATC150	ATC250	ATC350	AT550	AT1000	AT1500	AT2500
<b>A</b>	MM (IN)	200 (8)	200 (8)	245 (10)	270 (10,6)	290 (11,4)	290 (11,4)	345 (13,5)
<b>B</b>	MM (IN)	690 (8)	690 (8)	775 (30,5)	905 (35,6)	1025 (40,3)	1025 (40,3)	1250 (49,2)
BIT COUPLING	MM (IN)	Ø65 (2,5)	Ø65 (2,5)	Ø65 (2,5)	SQUARE 75 MM (2,9)	SQUARE 75 MM (2,9)	SQUARE 75 MM (2,9)	SQUARE 75 MM (2,9)
<b>kg</b> WITHOUT COUPLING	KG (LB)	65 (143)	66 (145)	98 (216)	140 (309)	230 (507)	240 (529)	355 (783)
BIT ROTATION	RPM	44-98	36-87	42-90	30-87	27-58	20-43	12-26
<b>MINIMUM - MAX</b>	L/MIN (GAL/MIN)	20-45 (5,2 - 11,8)	27-65 (7,1 - 17,2)	40-85 (10,5 - 22,4)	40-115 (10,5 - 30,3)	70-150 (10,5 - 30,3)	80-170 (21,1 - 44,9)	80-170 (21,1 - 44,9)
<b>MAX</b>	BAR (PSI)	205 (2973)	240 (3480,9)	240 (3480,9)	260 (3770,9)	260 (3770,9)	240 (3480,9)	240 (3480,9)
<b>MAX TORQUE</b>	N/M (FT/LBS)	1500 (1106,3)	2800 (1843,9)	3600 (2655,2)	5500 (4056,5)	10600 (7818,1)	15000 (11063,4)	25000 (18439,0)
AUGER BIT LENGTH	MM (IN)	1200 (47,2)	1200 (47,2)	1200 (47,2)	1500 (59)	1800 (70)	1800 (70)	1800 (70)
AUGER BIT CLASS		S4	S4	S4	S5	S6	S6	S6



## STANDARD TECHNICAL FEATURES

### 1 PLANETARY REDUCTION GEARBOX

USED FOR SPEED REDUCTION, IT GUARANTEES HIGH EFFICIENCY THANKS TO REDUCED ROTATION POWER EVEN ON MACHINES WITH LOW HYDRAULIC FLOW RATES.

### 2 TOOTH FIXING SYSTEM

THE PATENTED TOOTH FIXING SYSTEM ENSURES SAFE LOCKING OF THE TEETH AND PROTECTS THEM AGAINST POSSIBLE IMPACT FRACTURES. THE TEETH ARE ARRANGED FOR OPTIMISED DIGGING.

**NB : THE ATTACHMENT IS SUPPLIED COMPLETE WITH PIPES.**

## OPTIONAL

### 3 SINGLE PIN COUPLING

### 4 5 CRADLE JOINT

IT SUPPORTS THE AUGER TO ENABLE EVEN HORIZONTAL DRILLING. IT ALSO PREVENTS AUGER OSCILLATION DURING SPOIL DISCHARGE, ENABLING SAFE TRANSPORTATION AND PRECISE HOLE ALIGNMENT. THE CADLE SADDLE IS MANDATORY WHEN PURCHASING THE OPTIONAL CRADLE JOINT.

### 6 EXTENSION S4 - S5 - S6 1000MM

### 7 STANDARD BIT S4 - S5 - S6

SUITABLE FOR DRILLING GROUND OF AVERAGE CONSISTENCY, WITH OPTION OF REPLACING THE INSERTS AND BIT CENTRING DEVICE TO RESTORE THE INITIAL CONDITIONS.

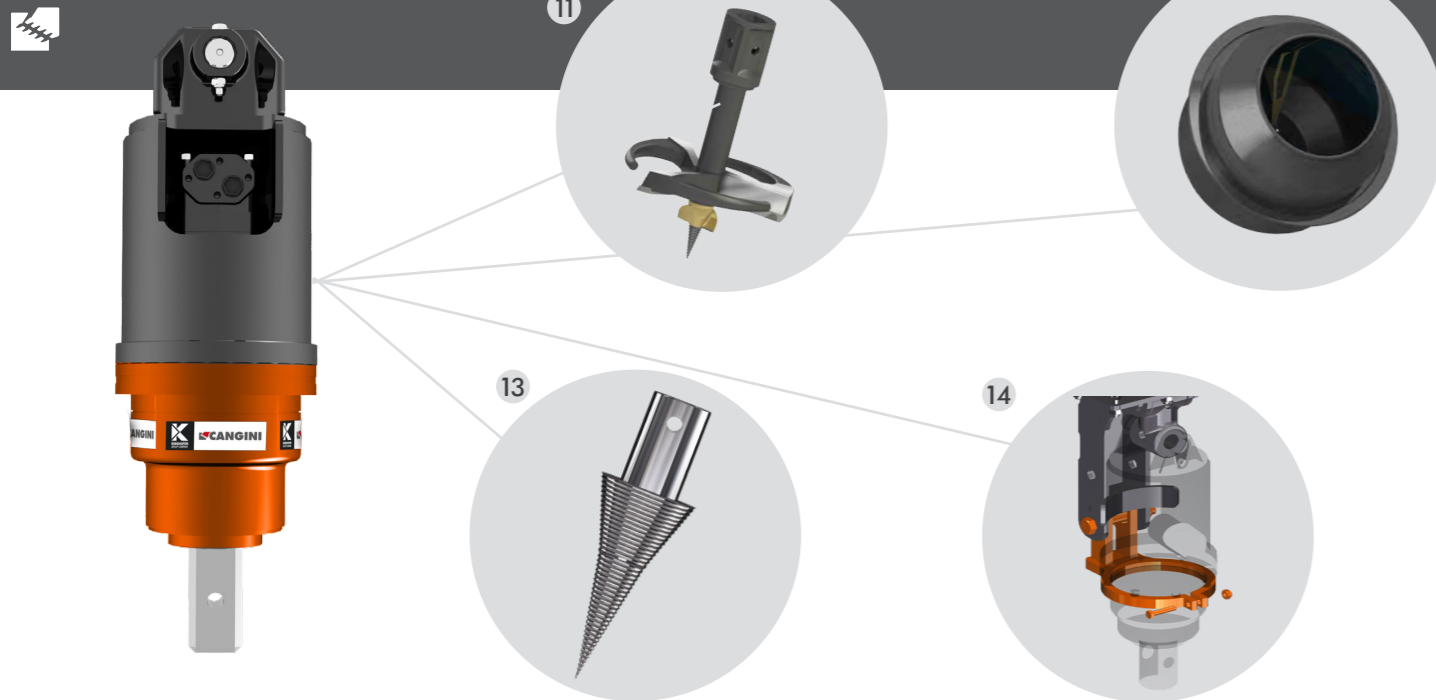
### 8 ROCK BIT S4 - S5 - S6

SUITABLE FOR DRILLING VERY HARD GROUND WITH ROCKS OR RUBBLE.

### 9 MT - ATC BIT ADAPTER (A) ATC - MT BIT ADAPTER (B)

### 10 PRESSURE REDUCER VALVE

AVAILABLE ON REQUEST



## OPTIONAL

### 11 STUMP PLANER S4 - S5

FOR EFFECTIVE, EASY AND CLEAN REMOVAL OF TREE STUMPS OF ANY SIZE IN A SHORT TIME. IDEAL FOR SOIL PREPARATION AND FOREST MAINTENANCE.

### 12 CEMENT MIXER BOWL S4 - S5

MIXER BOWL ENABLES QUICK AND EASY MIXING OF CONCRETE. IDEAL FOR WORK ON ROUGH TERRAIN REQUIRING THE CONCRETE MIXING IN SMALL QUANTITIES. FOR EXCAVATORS FROM 3,0 TONS. WITH AUGERS EQUIPPED WITH CRADLE JOINT.

### 13 LOG SPLITTER S4

MADE OF HIGH-STRENGTH STEEL FOR LONG-LASTING PERFORMANCE. THANKS TO ITS PROFILE, IT CUTS THROUGH THE TRUNK WITH EASE, SPLITTING IT INTO TWO PARTS. FASTENING IS BY MEANS OF THE CONNECTING PIN SUPPLIED WITH THE DRILL.

### 14 SWING LOCK KIT

THE KIT IS RECOMMENDED TO FACILITATE THE USE OF THE SPLITTING CONE AND IS AVAILABLE FOR THE ATC 150-250-350 MODELS. ONLY APPLICABLE WHEN THE AUGER IS EQUIPPED WITH A CRADLE JOINT. IT MAKES THE BODY OF THE AUGER RIGID, FACILITATING THE CENTRING OF THE CONE AND IMPROVING THE THRUST ON THE LOG. LOCKING IS BY MEANS OF THE SPECIAL SCREW INCLUDED IN THE KIT.

## BIT

		BIT COUPLING	150 Ø	200 Ø	250 Ø	300 Ø	350 Ø	400 Ø	500 Ø	600 Ø
7	STANDARD BIT S4	Ø65 (2,5)	•	•	•	•	•	•	•	•
7	STANDARD BIT S5	SQUARE 75 MM (2,9)	•	•	•	•	•	•	•	•
7	STANDARD BIT S6	SQUARE 75 MM (2,9)	•	•	•	•	•	•	•	•
8	ROCK BIT S4	Ø65 (2,5)	•	•	•	•	•	•	•	•
8	ROCK BIT S5	SQUARE 75 MM (2,9)	•	•	•	•	•	•	•	•
8	ROCK BIT S6	SQUARE 75 MM (2,9)	•	•	•	•	•	•	•	•

## ACCESSORIES

		BIT COUPLING		ATC150	ATC250	ATC350	ATC550	ATC1000	ATC1500	ATC2500
11	STUMP PLANER S4	Ø65	250	/	•	•	/	/	/	/
11	STUMP PLANER S4	Ø65	350	/	•	•	/	/	/	/
11	STUMP PLANER S5	SQUARE 75 MM (2,9)	250	/	/	/	•	/	/	/
11	STUMP PLANER S5	SQUARE 75 MM (2,9)	350	/	/	/	•	/	/	/
12	CEMENT MIXER BOWL S4 180 L	Ø65	-	Applicable to excavators from 3 tons upwards	Applicable to excavators from 3 tons upwards	Applicable to excavators from 3 tons upwards	/	/	/	/
12	CEMENT MIXER BOWL S5 180 L	SQUARE 75 MM (2,9)	-	/	/	/	•	/	/	/
13	LOG SPLITTER S4	Ø65	150	•	•	•	/	/	/	/
14	OSCILLATION LOCKING KIT S4			•	•	•	/	/	/	/

