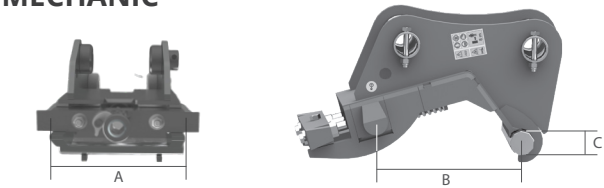




NB: AT THE TIME OF ORDER, PLEASE NOTIFY THE VOLTAGE OF THE ELECTRICAL SYSTEM (12-24 V)

THE HAND'O'LOCK QUICK COUPLER ALLOWS THE FAST REPLACEMENT OF THE ATTACHMENT TOOLS. THANKS TO ITS SIMPLE AND STRONG FRAME IT CAN RELY ON AN EXCELLENT QUALITY-PRICE RATIO. IN ITS HYDRAULIC VERSION WITH ITS **DOUBLE ACTION** SYSTEM, IT ENABLES THE FULLY AUTOMATIC LOCKING AND UNLOCKING OPERATIONS.

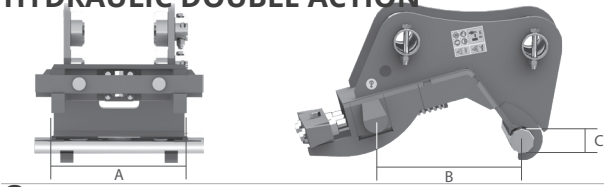
MECHANIC



W/O COUPLER

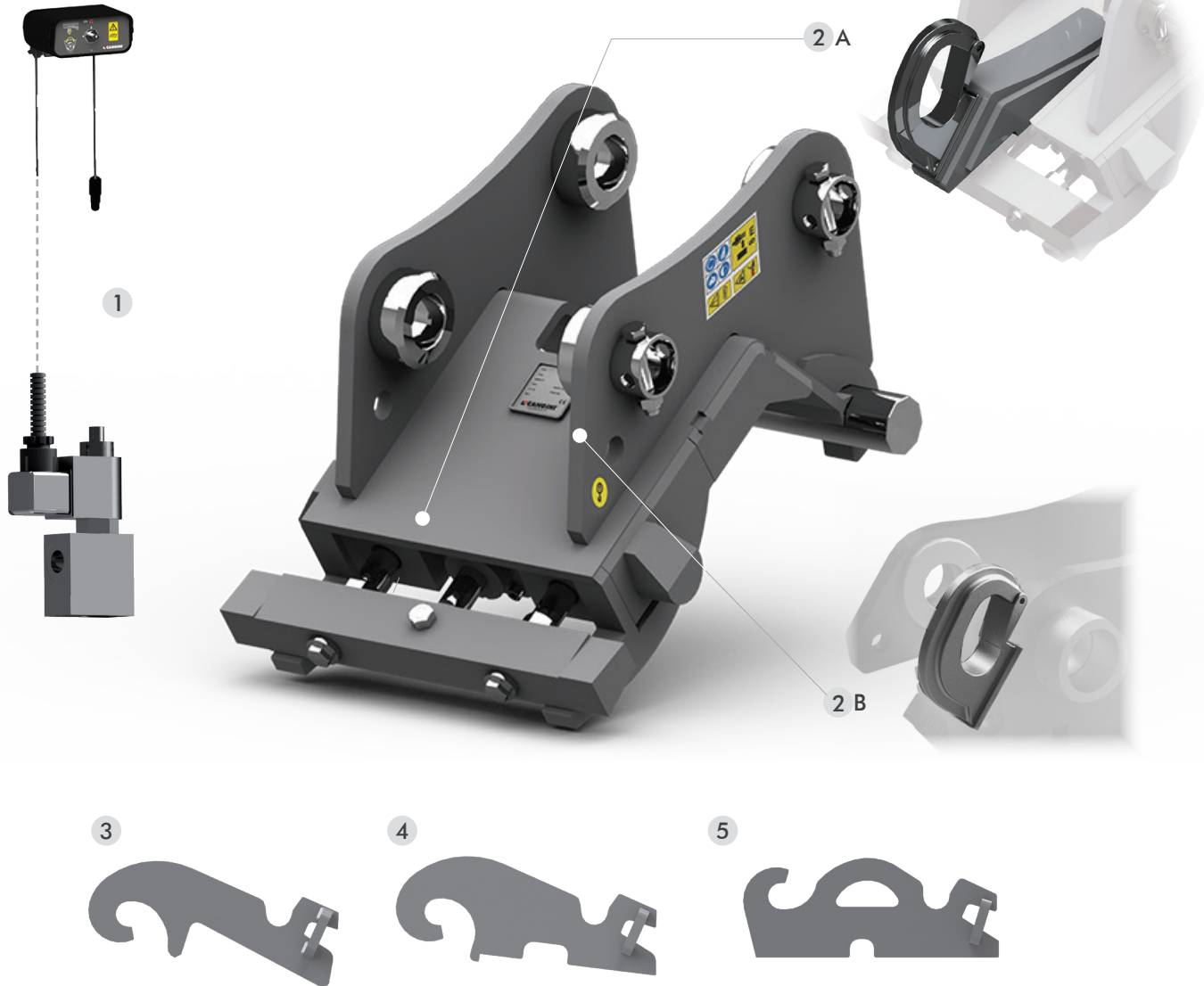
TONS (LB)		0,6 - 1,2 (1323 - 2646)		0,6 - 4,0 (1323 - 8818)		4,0 - 10,0 (8818 - 22046)	
MOD.		CW 00		CW 05		CW 10	
A	MM (IN)	144	(5,7)	175	(6,9)	305	(12)
B	MM (IN)	150	(5,9)	200	(7,9)	300	(11,9)
C	MM (IN)	30	(1,2)	40	(1,6)	50	(2)
KG (LB)		10	(22)	14	(31)	42	(93)

HYDRAULIC DOUBLE ACTION



W/O COUPLER
MAX

TONS (LB)		0,6 - 4,0 (1323 - 8818)		4,0 - 10,0 (8818 - 22046)		7,5 - 15,0 (16535 - 33069)		15,0 - 25,0 (33069 - 55116)	
MOD.		CW 05 D.E.		CW 10 D.E.		CW 20S D.E.		CW 20 D.E.	
A	MM (IN)	175	(6,9)	305	(12)	420	(16,5)	550	(21,6)
B	MM (IN)	200	(7,9)	300	(11,9)	475	(18,7)	475	(18,7)
C	MM (IN)	40	(1,6)	50	(2)	60	(2,3)	60	(2,3)
KG (LB)		15	(33)	43	(95)	110	(242,5)	180	(396,8)
bar (psi)		250	(3626)	250	(3626)	250	(3626)	250	(3626)



OPTIONAL

- 1 HYDRAULIC INSTALLATION KIT**
WITH THE HYDRAULIC QUICK COUPLER, IT IS POSSIBLE TO SUPPLY THE INSTALLATION KIT TO THE MACHINE, INCLUDING SOLENOID VALVE AND 12V ELECTRIC SELECTOR SWITCH TO BE INSTALLED INSIDE THE DRIVING AREA.
- 2 LIFTING HOOK**
UPON REQUEST, A LOADING HOOK WILL BE FITTED, COVERED WITH AN APPROVAL ON THE CONFORMITY DECLARATION OF OUR PRODUCT.
NB* THE LIFTING CAPACITY OF THE HOOK IS ADJUSTED ACCORDING TO THE SUPPORT TO WHICH THE HOOK IS APPLIED. THIS CAPACITY IS INDICATED IN THE PRODUCT'S OWNER'S MANUAL.
- 3 CW ON HINGE**
RECOMMENDED APPLICATION ON BUCKETS.
- 4 CW FOR TILTING BUCKETS**
RECOMMENDED APPLICATIONS ON TILTING BUCKETS.
- 5 REVERSE CW**
RECOMMENDED APPLICATION ON FLAT PLATES, SUCH AS ADAPTER PLATES, MULCHERS, SHEARS, ETC.