

TX-F FORCE ONE
FRONT FORESTRY MULCHER

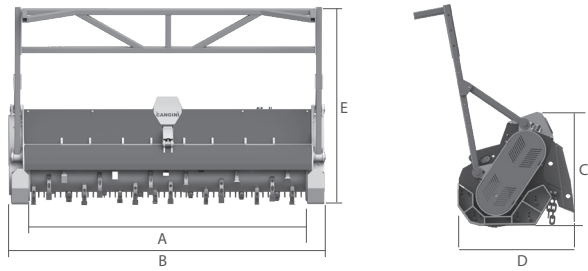










PATENTED
PENDING




NB: AT THE TIME OF ORDER, PLEASE NOTIFY THE VOLTAGE OF THE ELECTRICAL SYSTEM (12-24 V)

SAME ENDURANCE FOR THE FRONTAL VERSION THANKS TO THE REINFORCED SHELL, VALVE KIT INCLUDED IN STANDARD EQUIPMENT PROTECTS PISTON ENGINE FROM PRESSURE PEAKS. IT'S THE PERFECT TOOL TO CREATE FIREBREAK LINES, OPEN TRACKS, PATHS AND CUT DOWN TREES.



	MOD.	TX5F-170	TX5F-195
A	MM (IN)	1700 (66,9)	1950 (76,7)
B	MM (IN)	2010 (79,1)	2260 (88,9)
C	MM (IN)	750 (29,5)	750 (29,5)
D	MM (IN)	820 (32,2)	820 (32,2)
E	MM (IN)	1480 (58,2)	1480 (58,2)
 5	W/O COUPLER	KG (LB)	990 (2183)
 6	W/O COUPLER	KG (LB)	985 (2171)
 7	W/O COUPLER	KG (LB)	830 (1830)
 5 6 7		MM (IN)	220 (8,6)
	N.	3	3
	MIN	L/MIN (GAL/MIN)	90 (24)
	MAX	L/MIN (GAL/MIN)	300 (79)
	MAX	BAR (PSI)	400 (5801)
		STD 14 PIN	STD 14 PIN



STANDARD TECHNICAL FEATURES

- 1 FRONT PROTECTION FRAME**
THE ADJUSTABLE PROTECTION FRAME ENSURES THAT THE PLANT FALLS AWAY FROM THE OPERATOR.
- 2 AUTOMATIC COOLING SYSTEM**
EQUIPPED WITH A FORCED ASPIRATION SYSTEM THAT HELPS TO REDUCE OVERHEATING OF THE FORAGE HARVESTER'S HYDRAULIC COMPONENTS.
- 3 HYDRAULIC HOOD OPENING**
THE OPENING OF THE FRONT DOOR ALLOWS THE ROTOR TO BE EXPOSED MORE TO THE WORKING AREA, INCREASING THE EFFECTIVENESS OF THE MACHINE.
- 4 INTERCHANGEABLE SKIDS**
THE WEAR PARTS, IN DIRECT CONTACT WITH THE GROUND, ARE INTERCHANGEABLE, BOLTED TO THE BODY, FOR EASY MAINTENANCE.
- 5 FORESTRY ROTOR FOR GENERAL USE**
THIS TYPE OF ROTOR IS VERSATILE AND SUITABLE FOR MULTIPLE USES, WITH A HIGH IMPACT RESISTANCE.
- 6 FORESTRY ROTOR CUTTING TOOL**
IS SUITABLE FOR PARTICULARLY HEAVY-DUTY WORK DUE TO ITS AGGRESSIVE PROFILE BUT MORE SENSITIVE TO IMPACTS
- 7 WOOD CHIPS ROTOR**
IT IS HIGHLY VERSATILE AND SUITABLE FOR MULTIPLE USES FROM CUTTING BRUSHWOOD TO TREE GRINDING.
- 8 14 PIN HD36-18-14SE (A) 8 PIN HD36-18-8SE (B) CONNECT**
THE CONNECTOR TYPE YOU REQUIRE MUST BE INDICATED AT THE TIME OF ORDERING. OTHERWISE THE 14-PIN CONNECTOR WILL BE SUPPLIED AS STANDARD.
- 9 2 HOSES KIT**
IT ALLOWS THE FUNCTIONING OF THE HYDRAULIC OPENING/CLOSING OF THE ANTERIOR FLAP ON SINGLE HYDRAULIC LINE MACHINES.

NB : THE EQUIPMENT IS SUPPLIED COMPLETE WITH PIPES AND STANDARD CONNECTIONS

OPTIONAL

- 10 ARTICULATED LOADERS HITCH**
IT'S POSSIBLE TO ADD THE HITCH FOR ARTICULATED LOADERS TO THE SKID LOADER HITCH PROVIDED WITH THE STANDARD EQUIPMENT
- 11 ELECTRIC KIT**