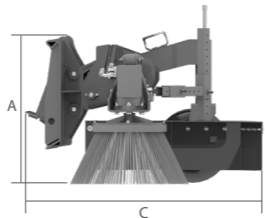
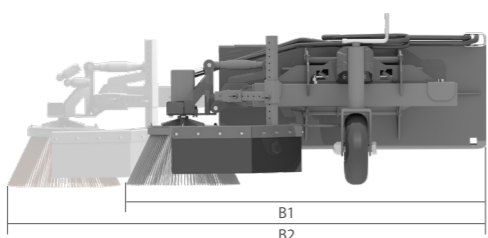








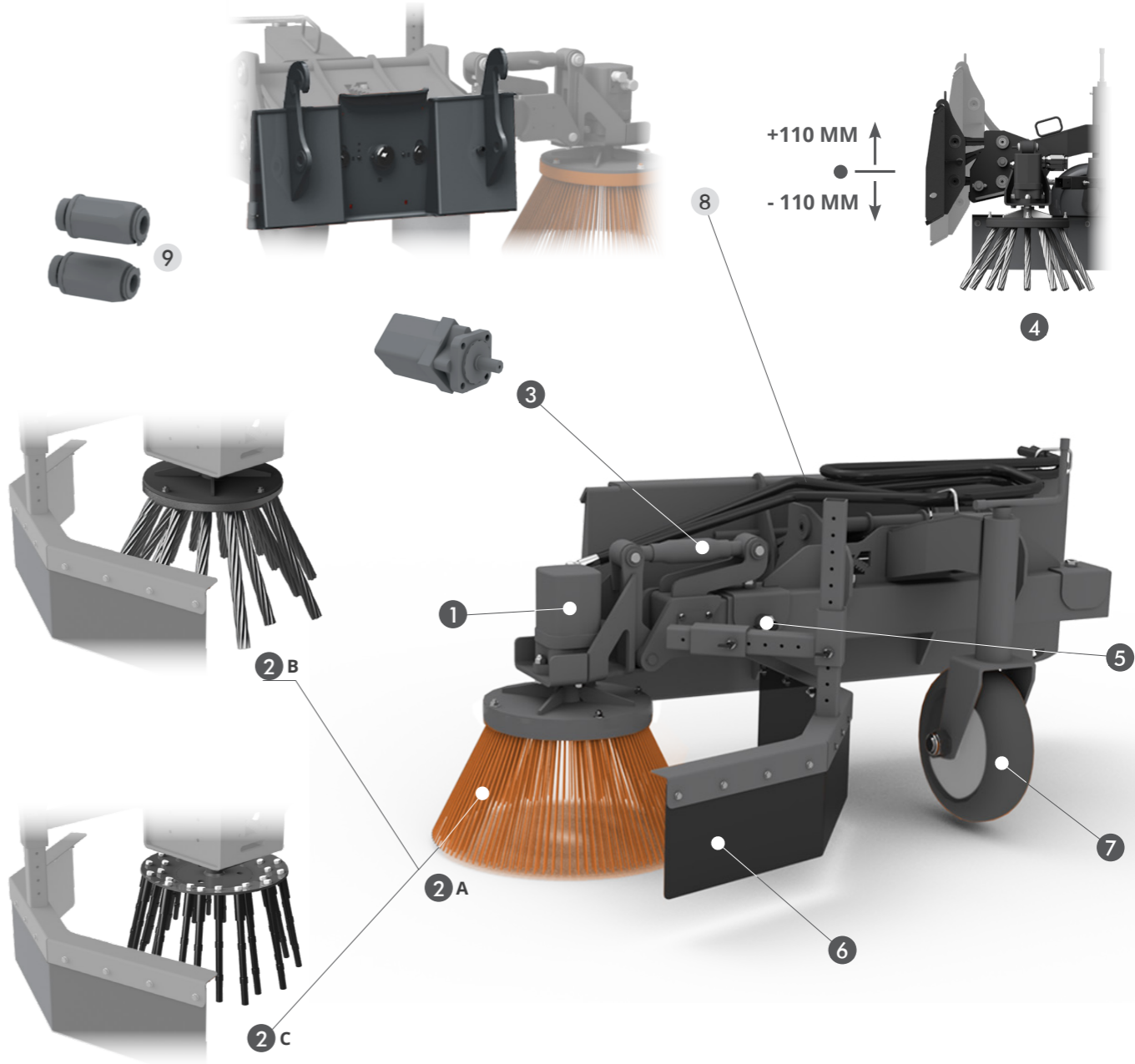
F ALL DUSTER
FRONTAL JOINTED BRUSH



THE ALL DUSTER BRUSH FOR FRONTAL COUPLING CAN BE EASILY FITTED ON THE RIGHT OR LEFT SIDE, FOR THE SMOOTH CLEANING OF BOTH SIDES OF THE STREETS. JOINT AND FLOATING SYSTEM, ARE THE DEVICES THAT ALLOW IT TO FOLLOW THE GROUND PROFILE IN ANY CONDITION.



	MOD.	ALL DUSTER F	
A	MM (IN)	700	(27,5)
B1	MM (IN)	1600	(63)
B2	MM (IN)	2100	(82,6)
C	MM (IN)	900	(35,4)
FLOATING STROKE	MM (IN)	220	(8,6)
 Kg	KG (LB)	156	(343,9)
 MAX.	L/MIN (GAL/MIN)	70	(18,4)
 MIN.	L/MIN (GAL/MIN)	40	(10,5)
 MAX.	BAR (PSI)	200	(2900,7)



STANDARD TECHNICAL FEATURES

- 1 ENGINE WITH SQUARE FLANGES AND DISK GEARBOX AND FLOW REGULATORS
- 2 PPL BRUSH (A) STEEL BRUSH + RUBBER PLATE (B) STEEL BRUSH + STEEL PLATE (C)
- 3 MECHANICAL ANGLE ADJUSTMENT OF THE BRUSH
- 4 FLOATING SYSTEM AND JOINT 220 MM
- 5 TELESCOPIC BOOM
- 6 STONE DEFLECTOR
- 7 PIVOTING WHEEL, ADJUSTABLE IN HEIGHT

NB : THE EQUIPMENT IS SUPPLIED COMPLETE WITH PIPES AND STANDARD CONNECTIONS

OPTIONAL

- 8 ARTICULATED LOADERS HITCH
- 9 FLOWRATE REDUCERS

MANDATORY ON HIGHFLOW MACHINES OR WITH OILRATE HIGHER THAN 70 L/MIN.