










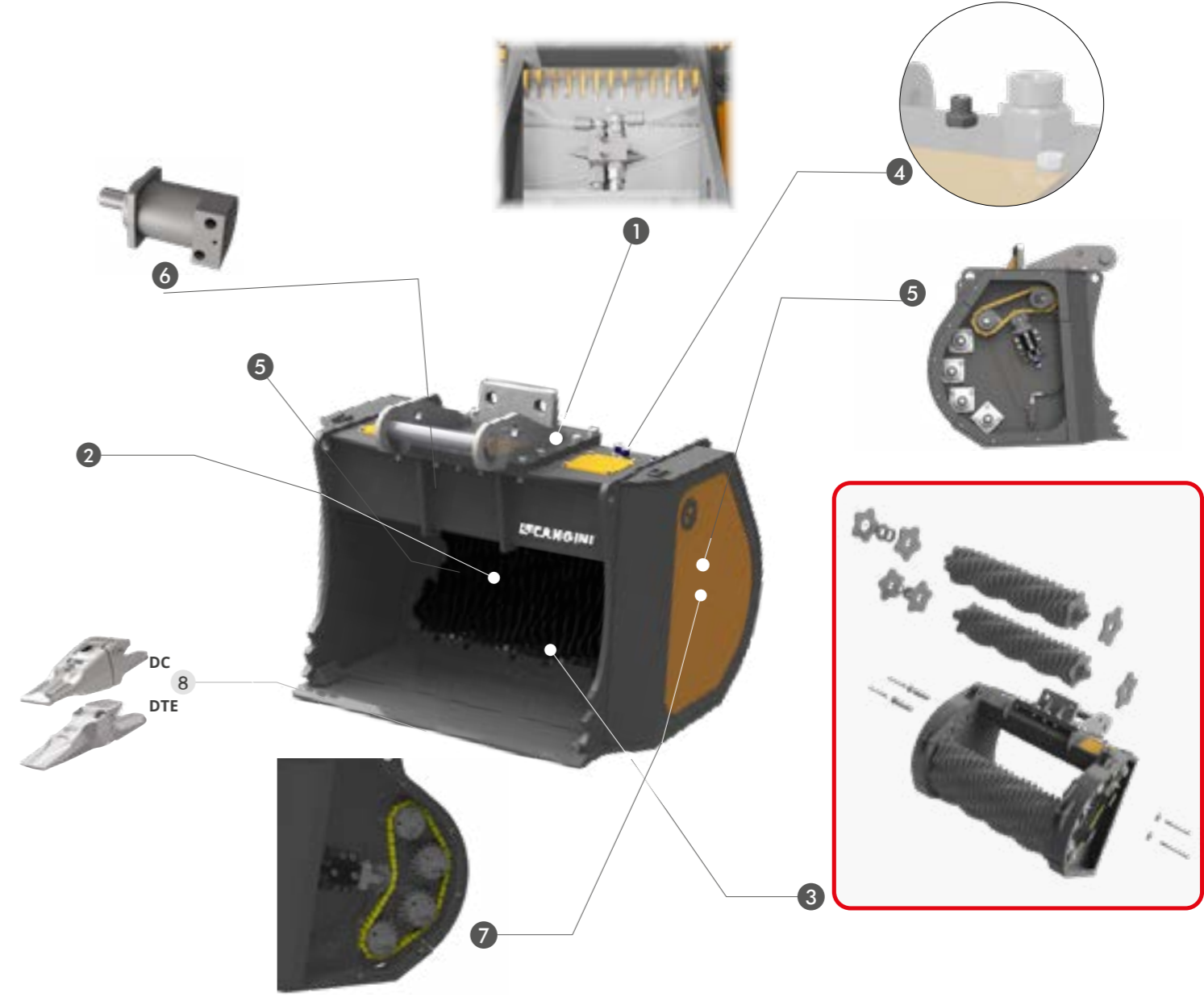


THE VRC SCREENING BUCKET IS SUITABLE FOR SCREENING VARIOUS KINDS OF DEMOLITION OR EXCAVATION SPOIL. IT IS ABLE TO SCREEN MATERIAL FROM 0-35MM IN STANDARD CONFIGURATION. IT IS DESIGNED TO FACILITATE LOADING OF MATERIAL AND PREVENT WEAR. THE SCREENING SYSTEM IS EASILY REPLACEABLE FOR TROUBLE-FREE MAINTENANCE, WHILE MATERIAL IS SCREENED BY MEANS OF A SET OF SHAFTS PLACED TO INCREASE SCREENING SURFACE AREA AND PRODUCTIVITY.



	TONS (LB)	2.5-6.0 (5600 - 13440)	4.0-8.0 (8960 - 17920)	7.0-10.0 (15680 - 22400)	9.0-14.0 (20160 - 31360)	13.0-18.0 (29120 - 40320)	16.0-22.0 (35840 - 49280)
MOD.		VRC 40	VRC 60	VRC 90	VRC 120	VRC 160	VRC 200
A	MM (IN)	785 (29,7)	1085 (42,7)	1385 (54,5)	1270 (50)	1470 (57,8)	1570 (61,8)
BLADE WIDTH	MM (IN)	555 (23,6)	855 (35,4)	1155 (47,2)	950 (39,4)	1150 (47,2)	1240 (51,2)
B	MM (IN)	740 (29,1)	740 (29,1)	740 (29,1)	975 (38,4)	975 (38,4)	1160 (45,7)
C	MM (IN)	665 (26,2)	670 (26,2)	670(26,2)	880 (34,6)	900 (34,6)	1025 (39,8)
D	MM (IN)	450 (17,7)	450 (17,7)	450 (17,7)	585 (23)	585 (23)	665 (26,2)
 WITHOUT COUPLER	KG (LB)	300 (661,4)	410 (903,9)	505 (1113)	925 (2039)	1100 (2425)	1510 (3329)
	KG (LB)	490 (1080,3)	705 (1554)	900 (1984,2)	1500 (3307)	1820 (4012,4)	2570 (5665,9)
	MM (IN)	0-35 * (0 - 1,3)*	0-35 * (0 - 1,3)*	0-35 * (0 - 1,3)*	0-35 * (0 - 1,3)*	0-35 * (0 - 1,3)*	0-35 * (0 - 1,3)*
 MIN - MAX	L/MIN (GAL/MIN)	40 - 75 (10,5 - 19,8)	60 - 90 (15,8 - 23,8)	60 - 90 (15,8 - 23,8)	70 - 120 (18,5 - 31,7)	70 - 120 (18,5 - 31,7)	90 - 140 (23,8 - 37)
	N.	4	4	4	4	4	5
SAE CAPACITY	L (GAL)	165	265	370	510	660	1000
HOURLY CAPACITY	M ³ /H	20	32	44.5	61	78	112
SCREENING AREA	M ²	0,35	0,55	0,70	0,75	0,90	1,25

	VRC 40	VRC 60	VRC 90	VRC 120	VRC 160	VRC 200
 N.	4	4	4	4	4	4
8  DC TEETH	DC 03 (KG 2,1)	DC 03 (KG 2,1)	DC 08 (KG 2,1)	DC 13 (KG 1,7)	DC 15 (KG 16,1)	DC 15 (KG 16,1)
8  DTE TEETH	DTE 17 (KG 3)	DTE 17 (KG 3)	DTE 17 (KG 3)	DTE 19 (KG 6)	DTE 23 (KG 8,8)	DTE 29 (KG 12,5)



STANDARD

- 1 SAFETY VALVE**
IT PROTECTS THE ENGINE AGAINST THE PRESSURE PEAKS OCCURRING DURING THE WORKING CYCLES.
- 2 SHAFT SYSTEM**
SPECIFIC CONFIGURATIONS, SHAPES AND MATERIALS CAN BE MADE TO SUIT NEEDS. DISCS ARE REPLACEABLE SINGULARLY.
- 3 DISCS REPLACEMENT**
IT IS POSSIBLE TO REPLACE A SINGLE SHAFT WITHOUT DISMANTLING THE OTHERS.
- 4 FREE DRAINAGE**
- 5 CENTRALIZED GREASING OF BEARINGS AND TRANSMISSION CONNECTABLE TO THE CENTRALIZED SYSTEM OF THE MACHINE**
- 6 HIGH-STRENGTH ENGINE**
HIGH PERFORMANCE UP TO 70 (M³/H) OF PROCESSED MATERIAL
- 7 AUTOMATIC CHAIN TENSIONING**

OPTIONAL

- 8 DC TEETH DTE TEETH**

NB: DUE TO THE HEAVY DUTY ENGINE, DRAINAGE IS STRONGLY RECOMMENDED TO PRESERVE CONDITIONS IN THE LONG TERM