

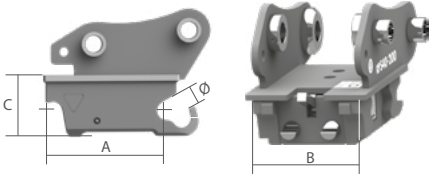
- PATENTED
- APPROVED SWISS MARKET
- HB400



NB: AT THE TIME OF ORDER, PLEASE NOTIFY THE VOLTAGE OF THE ELECTRICAL SYSTEM (12-24 V)

THE S NORDIC SYSTEM **REVERSIBLE** QUICK COUPLER ENABLES THE FAST LOCKING AND UNLOCKING OF THE ATTACHMENT TOOLS CONSIDERABLY REDUCING THE TIME FOR THEIR REPLACEMENT. HB400 SIDE PLATES. THE MECHANICAL VERSION IS PROVIDED WITH A SEMI-AUTOMATIC SYSTEM THAT REQUIRES THE MANUAL INTERVENTION WHEN THE TOOL HAS TO BE RELEASED. THE LOCKING OF THE NEW TOOL IS AN AUTOMATIC OPERATION. IN THE HYDRAULIC VERSION, WITH ITS **DOUBLE ACTION** SYSTEM, ALL THESE FUNCTIONS ARE MANAGED DIRECTLY FROM THE CAB.

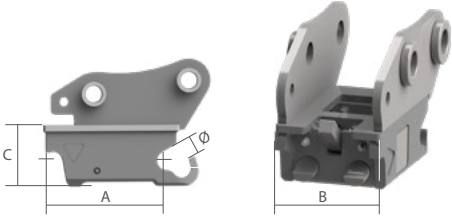
MECHANIC SEMI-AUTOMATIC



W/O COUPLER

TONS (LB)	0,6 - 2,5 (1323 - 5512)				2,5 - 6,0 (5512 - 13228)	
MOD.	S30-150	S30-180	S40-200			
A MM (IN)	200 (8)	230 (9)	300 (12)			
B MM (IN)	150 (6)	180 (7)	200 (8)			
C MM (IN)	85 (3,3)	85 (3,3)	117 (4,6)			
Ø MM (IN)	30 (1,2)	30 (1,2)	40 (1,6)			
KG (LB)	11 (24)	14 (33)	28 (62)			


HYDRAULIC DOUBLE ACTION



W/O COUPLER

MAX

TONS (LB)	0,6 - 2,5 (1323 - 5512)				2,5 - 6,0 (5512 - 13228)	6,0 - 12,0 (13228 - 26455)		12,0 - 18,0 (26455 - 39683)	
MOD.	S30-150 D.E.	S30-180 D.E.	S40-200 D.E.	S45 D.E.	S50 D.E.	S60 D.E.			
A MM (IN)	200 (8)	230 (9)	300 (12)	430 (17)	430 (17)	480 (19)			
B MM (IN)	150 (6)	180 (7)	200 (8)	290 (11)	270 (11)	340 (13)			
C MM (IN)	85 (3,3)	85 (3,3)	117 (4,6)	138 (5,4)	141 (5,5)	163 (6,4)			
Ø MM (IN)	30 (1,2)	30 (1,2)	40 (1,6)	45 (1,8)	50 (2)	60 (2,4)			
KG (LB)	12 (26)	15 (33)	29 (64)	72 (159)	70 (110)	112 (247)			
BAR (PSI)	250 (3626)	250 (3626)	250 (3626)	250 (3626)	250 (3626)	250 (3626)			



STANDARD TECHNICAL FEATURES

1 "SAFE CHECK" SIDE COUPLING INDICATOR

THE 'SAFE CHECK' SIDE INDICATOR ALLOWS THE QUICK COUPLER'S FULL CONTROL OVER THE ADAPTER.IT PERMITS TO CHECK IF THE QUICK COUPLER IS IN THE RIGHT POSITION TO ENSURE CORRECT COUPLING ONCE THE PINS ARE OUT.

2 FORK'S DOUBLE PROFILE

NEW DOUBLE CRADLE PROFILE CREATE A GREATER OBSTACLE TO THE ACCIDENTAL FALL OF THE TOOL.

3 VISUAL MARKER OF THE COUPLING CONDITION

THANKS TO THE VISUAL MARKER ON THE COUPLER, THE DISPLAY OF THE COUPLING CONDITION IS EASY AND IMMEDIATE:
A LOCKED PINS B UNLOCKED PINS

OPTIONAL

4 HYDRAULIC INSTALLATION KIT

WITH THE HYDRAULIC QUICK COUPLER THE INSTALLATION KIT CAN BE PROVIDED, INCLUDING SOLENOID VALVE AND ELECTRIC SWITCH WITH MAGNETS TO EASILY PUT IT INSIDE THE CAB

5 LIFTING HOOK

A HOOK APPROVED FOR LIFTING OPERATIONS CAN BE WELDED DIRECTLY ON THE QUICK COUPLER.

6 S ADAPTER

THE ADAPTER APPLIED TO ANY TOOL ENABLES THE COUPLING WITH THE S QUICK COUPLER.