



HB400



STANDARD TECHNICAL FEATURES

- 1 ELONGATED PROFILE**
- 2 HB400 REINFORCING STRIPS**
THE HORIZONTAL REINFORCING STRIPS ON THE BUCKET'S REAR AND BOTTOM PROTECT THE BUCKET FROM WEAR AND INCREASE ITS RESISTANCE.
- 3 HB400 BLADE**
- 4 BLOCK VALVE**
IT ALLOWS TO KEEP THE BUCKET POSITIONING DURING THE WORKING PHASE.

OPTIONAL

- 5 BEZEL**
IT ENSURES A HIGHER STRUCTURAL RESISTANCE TO BUCKETS WHOSE FRAME IS 1400 MM (55 IN) WIDE OR MORE.
- 6 REAR RAZOR**
WHEN THE MACHINE'S ARM IS KEPT CLOSED, IT ALLOWS TO FINISH SURFACES EVENLY.
- 7 CW REVERSIBLE VERSION**
THIS ADAPTER MAKES THE BUCKET REVERSIBLE.
- 8 PIPE KIT**
OPTIONAL KIT INSTALLED ON THE BUCKET FOR THE FEEDING OF THE HYDRAULIC CYLINDER. IT ALLOWS THE USE OF TWO OUTLETS ON THE RIGHT AND TWO OUTLETS ON THE LEFT FOR THE HYDRAULIC CONNECTION TO THE MACHINE REDUCING THE INSTALLATION TIMES. THE CONNECTING PIPES ARE NOT SUPPLIED.


PARTICULARLY SUITABLE FOR FINISHING AND LEVELLING WORKS. ITS TILTING SYSTEM ENABLES TO TILT IT BY 45° ON BOTH SIDES. THE STANDARD SAFETY BLOCK VALVE ENABLES TO KEEP THE ANGLE. ITS ELONGATED SHAPE AVOIDS THAT THE GROUND STICKS TO THE BUCKET'S SIDE WALLS AND SIMPLIFIES THE DISCHARGE OF LOAMY AND WET MATERIALS. USED MAINLY TO CLEAN AND LEVEL STREETS, DITCHES AND DIKES. THE HOLLAND BUCKET IS EQUIPPED WITH HB400 BLADE.

MOD.	SQN28	SQN35	SQN41	SQN44	SQN50	VN55	VN66
Tons (lb)	1,0 - 1,8 (2204 - 3968)	1,5 - 2,5 (3306 - 5511)	2,2 - 3,5 (4850 - 7716)	3,2 - 4,5 (7054 - 9920)	4,2 - 6,0 (9259 - 13228)	6,2 - 7,5 (13668 - 16535)	7,5 - 12,0 (16535 - 26455)

SQN28 MACHINE WEIGHT 0,6 - 1,2 t (1323 - 2646 lb)

ADAPTERS

CW5
KG 9 (LB 19)



OPTIONAL


6	7	8
Rear razor	CW reversible	Pipe kit

L mm (in)	WEIGHT Kg* (lb*)	CAP. SAE l (gal)	
800 (31)	67 (147)	47 (12,4)	AF
800 (31)	67 (147)	47 (12,4)	CW

SQN35 MACHINE WEIGHT 1,2 - 1,8 t (2646 - 3968 lb)

ADAPTERS

CW5
KG 9 (LB 19)



OPTIONAL


6	7	8
Rear razor	CW reversible	Pipe kit

L mm (in)	WEIGHT Kg* (lb*)	CAP. SAE l (gal)	
800 (31)	71 (157)	77 (20,3)	AF
800 (31)	71 (157)	77 (20,3)	CW
900 (35)	76 (168)	89 (23,5)	AF
900 (35)	76 (168)	89 (23,5)	CW
1000 (39)	81 (179)	99 (26,2)	AF
1000 (39)	81 (179)	99 (26,2)	CW

SQN41 MACHINE WEIGHT 1,8 - 2,5 t (3968 - 5512 lb)

ADAPTERS

CW5
KG 9 (LB 19)



OPTIONAL


5	6	7	8
Bezel	Rear razor	CW reversible	Pipe kit

L mm (in)	WEIGHT Kg* (lb*)	CAP. SAE l (gal)	
1000 (39)	132 (291)	107 (28,3)	AF
1000 (39)	132 (291)	107 (28,3)	CW
1100 (43)	139 (306)	119 (31,4)	AF
1100 (43)	139 (306)	119 (31,4)	CW
1200 (47)	145 (320)	131 (34,6)	AF
1200 (47)	145 (320)	131 (34,6)	CW

SQN44 MACHINE WEIGHT 2,5 - 4,0 t (5512 - 8818 lb)

ADAPTERS

CW5
KG 9 (LB 19)



OPTIONAL

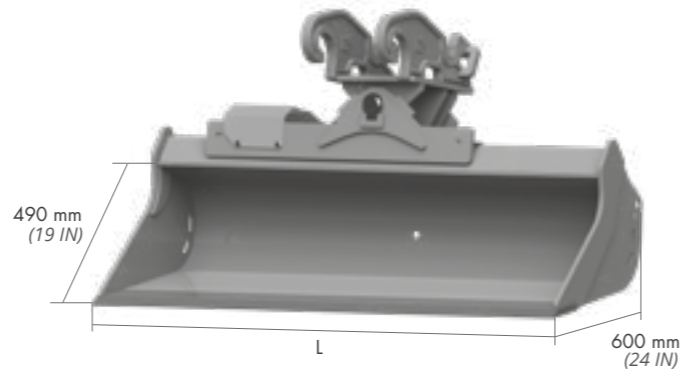

5	6	7	8
Bezel	Rear razor	CW reversible	Pipe kit


L mm (in)	WEIGHT Kg* (lb*)	CAP. SAE l (gal)	
1000 (39)	154 (340)	149 (39,4)	AF
1000 (39)	154 (340)	149 (39,4)	CW
1100 (43)	162 (357)	166 (43,9)	AF
1100 (43)	162 (357)	166 (43,9)	CW
1200 (47)	171 (377)	184 (48,6)	AF
1200 (47)	171 (377)	184 (48,6)	CW

* weight of the tank excluding attachment

* weight of the tank excluding attachment

SQN50 MACHINE WEIGHT 4,0 - 6,0 t (8818 - 13228 lb)





L mm (in)	WEIGHT Kg* (lb*)	CAP. SAE l (gal)	
1000 (39)	166 (366)	192 (50,7)	AF
1000 (39)	166 (366)	192 (50,7)	CW
1100 (43)	176 (388)	215 (56,8)	AF
1100 (43)	176 (388)	215 (56,8)	CW
1200 (47)	185 (408)	238 (62,9)	AF
1200 (47)	185 (408)	238 (62,9)	CW
1300 (51)	195 (430)	261 (68,9)	AF
1300 (51)	195 (430)	261 (68,9)	CW
1400 (55)	204 (450)	284 (75,0)	AF
1400 (55)	204 (450)	284 (75,0)	CW

OPTIONAL

5	6	7	8
Bezel	Rear razor	CW reversible	Pipe kit

SQN55 MACHINE WEIGHT 6,0 - 7,5 t (13228 - 16535 lb)





L mm (in)	WEIGHT Kg* (lb*)	CAP. SAE l (gal)	
1200 (47)	272 (600)	283 (78,4)	AF
1200 (47)	272 (600)	283 (78,4)	CW
1300 (51)	285 (628)	311 (82,2)	AF
1300 (51)	285 (628)	311 (82,2)	CW
1400 (55)	297 (655)	341 (90,1)	AF
1400 (55)	297 (655)	341 (90,1)	CW
1500 (59)	309 (681)	368 (97,2)	AF
1500 (59)	309 (681)	368 (97,2)	CW
1600 (63)	322 (710)	396 (104,6)	AF
1600 (63)	322 (710)	396 (104,6)	CW

OPTIONAL

5	6	7	8
Bezel	Rear razor	CW reversible	Pipe kit

SQN66 MACHINE WEIGHT 7,5 - 12,0 t (16535 - 26455 lb)



L mm (in)	WEIGHT Kg* (lb*)	CAP. SAE l (gal)	
1400 (55)	337 (743)	459 (121,3)	AF
1400 (55)	337 (743)	459 (121,3)	CW
1500 (59)	352 (776)	498 (131,6)	AF
1500 (59)	352 (776)	498 (131,6)	CW
1600 (63)	367 (809)	537 (141,9)	AF
1600 (63)	367 (809)	537 (141,9)	CW
1700 (67)	382 (842)	575 (151,9)	AF
1700 (67)	382 (842)	575 (151,9)	CW
1800 (71)	398 (877)	614 (162,2)	AF
1800 (71)	398 (877)	614 (162,2)	CW

OPTIONAL

5	6	7	8
Bezel	Rear razor	CW reversible	Pipe kit

* weight of the tank excluding attachment

* weight of the tank excluding attachment