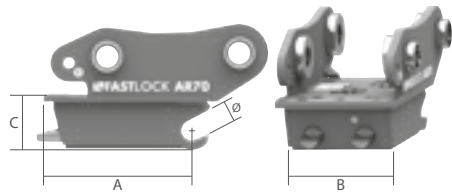






NB: AT THE TIME OF ORDER, PLEASE NOTIFY THE VOLTAGE OF THE ELECTRICAL SYSTEM (12-24 V)

THE AR FAST LOCK PATENTED QUICK COUPLER ENABLES THE FAST LOCKING AND UNLOCKING OF THE ATTACHMENT TOOLS, CONSIDERABLY REDUCING THE TIME FOR THEIR REPLACEMENT. THE MECHANICAL VERSION IS PROVIDED WITH A SEMI-AUTOMATIC SYSTEM THAT REQUIRES THE MANUAL INTERVENTION WHEN THE TOOL HAS TO BE RELEASED. BOTH THE LOCKING AND THE SAFE BLOCKING OF THE NEW TOOL ARE AUTOMATIC OPERATIONS. IN THE HYDRAULIC VERSION THESE FUNCTIONS ARE MANAGED DIRECTLY FROM THE CAB.

	TONS (LB)	0,6 - 1,8 (1323 - 3968)		1,8 - 2,5 (3968 - 5512)		2,5 - 4,0 (5512 - 8819)		4,0 - 6,0 (8819 - 13228)		6,0 - 7,5 (13228 - 16535)	
	MOD.	AR15		AR30		AR40		AR50		AR70	
A	MM (IN)	206	(8,1)	226	(8,9)	238	(9,4)	271	(10,7)	317	(12,5)
B	MM (IN)	156	(6,1)	181	(7,1)	196	(7,7)	218	(8,6)	258	(10,2)
C	MM (IN)	92	(3,6)	92	(3,6)	97	(3,8)	120	(4,7)	124	(4,9)
Ø	MM (IN)	30	(1,2)	35	(1,4)	35	(1,4)	40	(1,6)	45	(1,8)

MECHANIC SEMI-AUTOMATIC			AR15 S.A.		AR30 S.A.		AR40 S.A.		AR50 S.A.		AR70 S.A.	
	W/O COUPLER	KG (LB)	16	(35)	20	(44)	25	(55)	30	(66)	61	(135)

HYDRAULIC SINGLE ACTION		MOD.	AR15 S.E.		AR30 S.E.		AR40 S.E.		AR50 S.E.		AR70 S.E.	
	W/O COUPLER	KG (LB)	18	(40)	22	(49)	27	(60)	32	(71)	63	(139)
	MAX	BAR (PSI)	250	(3626)	250	(3626)	250	(3626)	250	(3626)	250	(3626)



OPTIONAL

- 1 **HYDRAULIC INSTALLATION KIT**

WITH THE HYDRAULIC QUICK COUPLER THE INSTALLATION KIT CAN BE PROVIDED, INCLUDING SOLENOID VALVE AND ELECTRIC SWITCH WITH MAGNETS TO EASILY PUT IT INSIDE THE CAB
- 2 **LIFTING HOOK**

A HOOK APPROVED FOR LIFTING OPERATIONS CAN BE WELDED DIRECTLY ON THE QUICK COUPLER.
- 3 **AR ADAPTER**

THE ADAPTER APPLIED TO ANY TOOL ENABLES THE COUPLING WITH THE AR FAST LOCK QUICK COUPLER.